
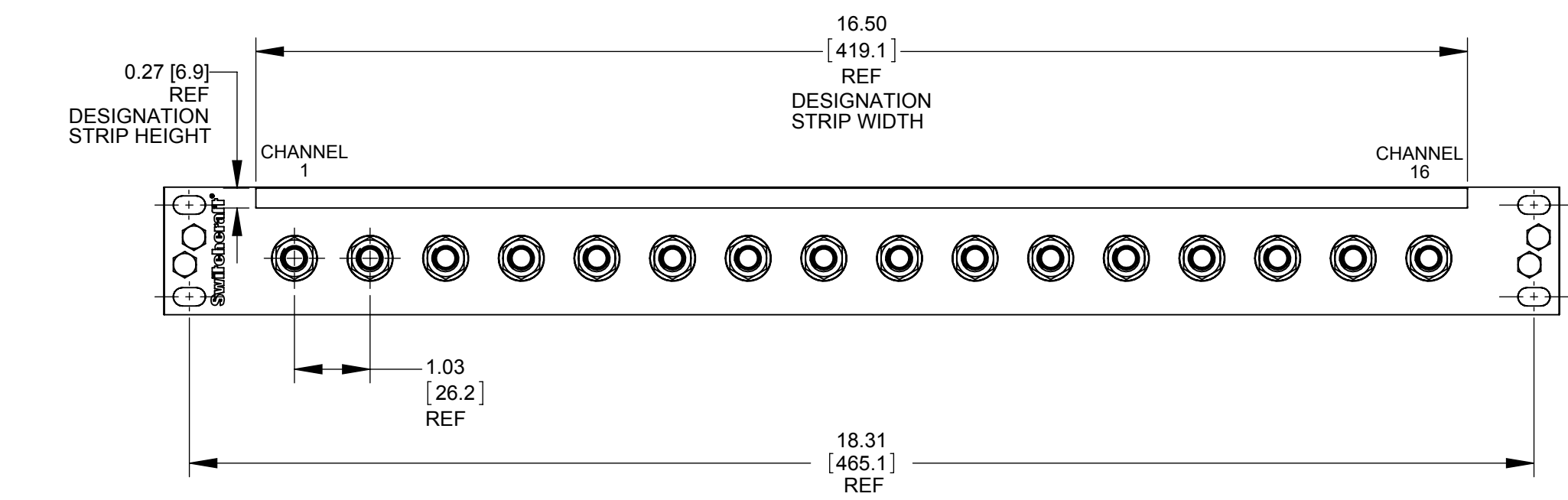
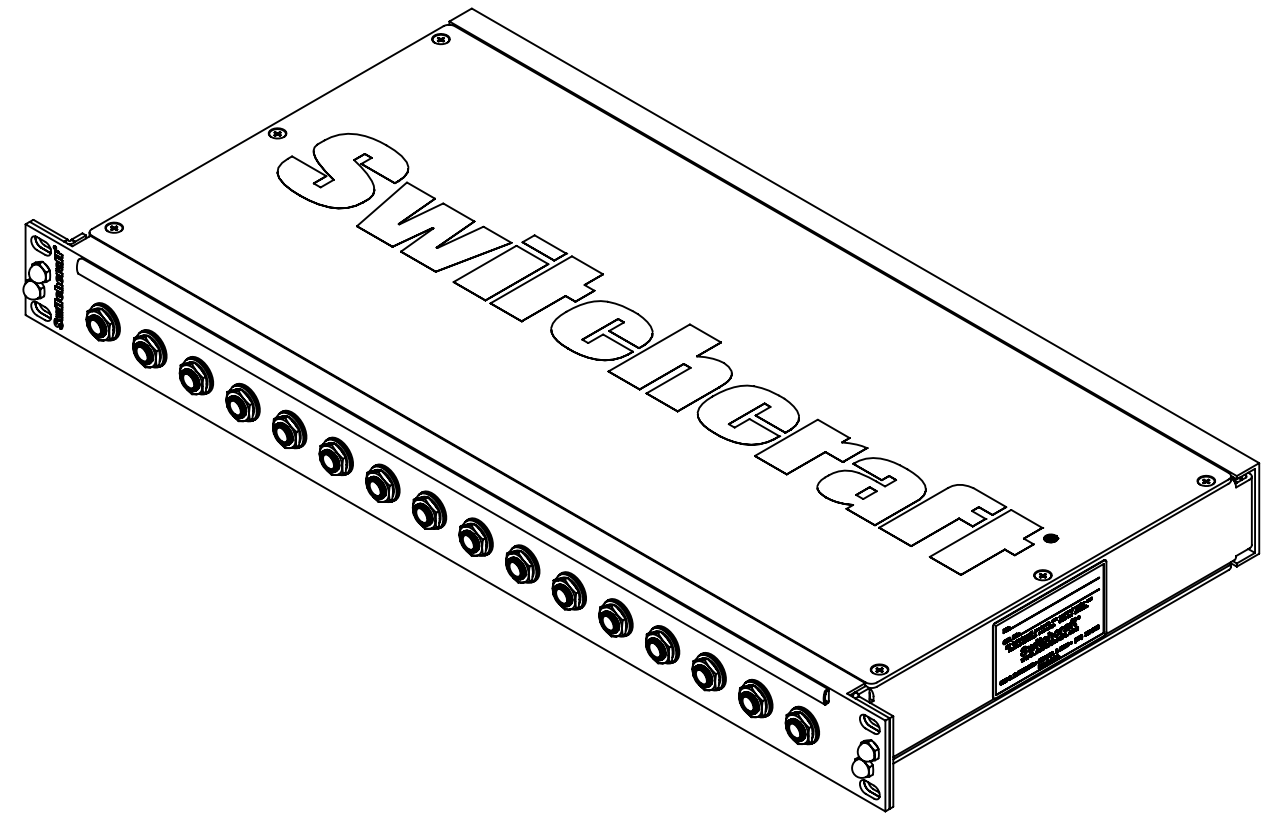
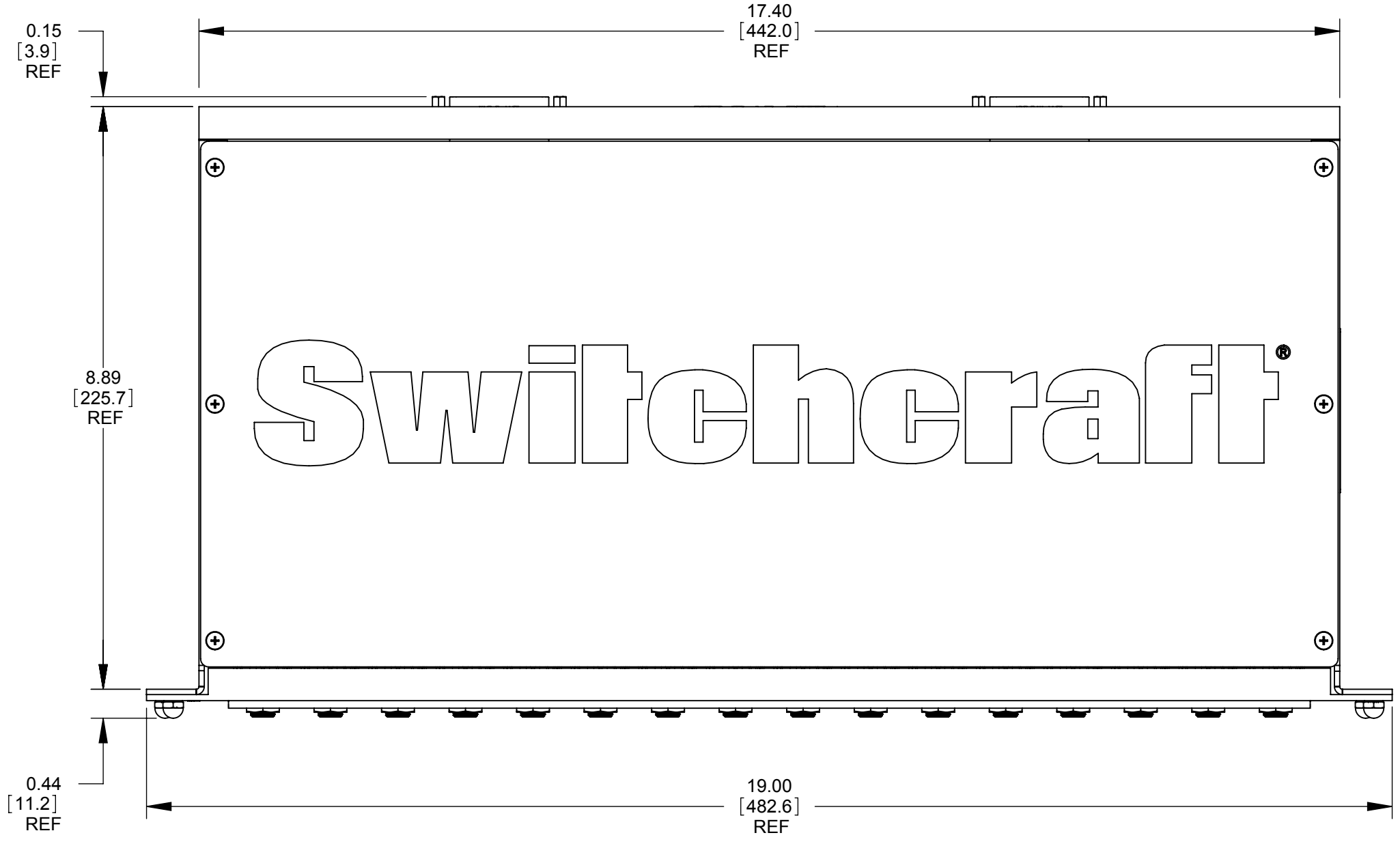


DETAIL A
(PINOUT REPEATS FOR EACH SET OF 8 CHANNELS)
SCALE 3 : 1

| DB-25 WIRING CHART | | | |
|--------------------|-----|------|--------|
| JACK (CHANNEL) | TIP | RING | SLEEVE |
| 1 | 24 | 12 | 25 |
| 2 | 10 | 23 | 11 |
| 3 | 21 | 9 | 22 |
| 4 | 7 | 20 | 8 |
| 5 | 18 | 6 | 19 |
| 6 | 4 | 17 | 5 |
| 7 | 15 | 3 | 16 |
| 8 | 1 | 14 | 2 |



- NOTES:
1. BLUE ANODIZED ALUMINUM CHASSIS.
 2. THIS PRODUCT IS RoHS COMPLIANT.

CUSTOMER DRAWING

| | | | | | | | | | |
|--------------------------------------|--|--|--|--|--------------------------------------------------------------------------------------------------------------------------------------------------------------------------------------------|-------|------|--------------|--------------|
| UNLESS OTHERWISE SPECIFIED | | | | | THIS DRAWING DESCRIBES A DESIGN CONSIDERED PROPRIETARY IN NATURE, DEVELOPED AND MANUFACTURED BY SWITCHCRAFT INC. AND IS RELEASED ON A CONFIDENTIAL BASIS FOR IDENTIFICATION PURPOSES ONLY. | | | | |
| 1. ALL DIMENSIONS IN INCHES [mm] | | | | | SIZE | WIDTH | MULT | LBS/M | TEMPER |
| - TWO PLACE DECIMALS ±0.02 [0.5] | | | | | FINISH | | | | MATERIAL |
| - THREE PLACE DECIMALS ±0.005 [0.13] | | | | | SPEC No. | | | | SPEC No. |
| | | | | | FIRST USED ON | | | | SCALE |
| | | | | | DATE DRAWN | | | | 1:4 |
| | | | | | BY | CHKD | APVD | Switchcraft® | |
| | | | | | 7/31/08 | BHM | TJK | TJK | SHEET 1 OF 1 |
| | | | | | 10/26/15 | | | | 10/26/15 |
| | | | | | NAME | | | | PART No. |
| | | | | | PASS-THROUGH I/O PANEL | | | | PT16TRS2DB25 |
| | | | | | 1RU 16 PHONE JACKS, RoHS | | | | REV |
| REVISIONS | | | | | DO NOT SCALE DRAWING | | | | C |